



NetDMR Support Portal

Search Knowledgebase:

NetDMR Support Portal > Assist > Assist

How To Update Your Security Questions In NetDMR

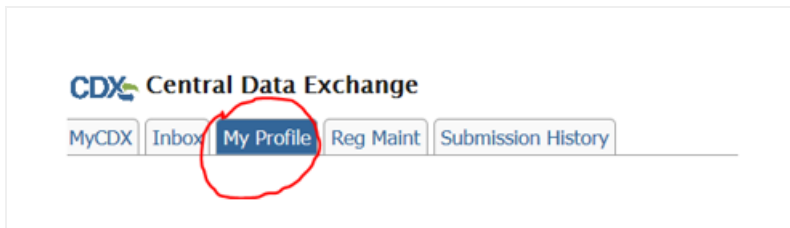
Follow

Question:

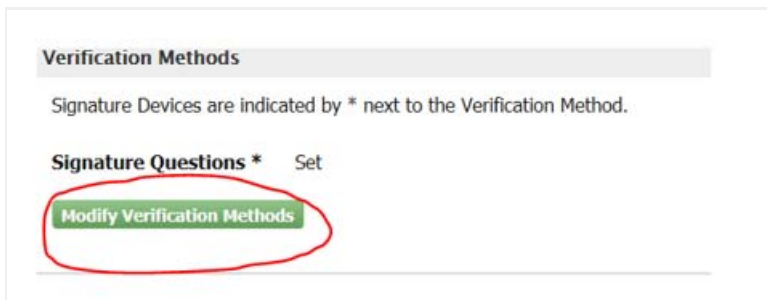
If signatories forget their 5 security questions (needed for submitting DMRs), how can Signatories change their signature questions in CDX?

Answer:

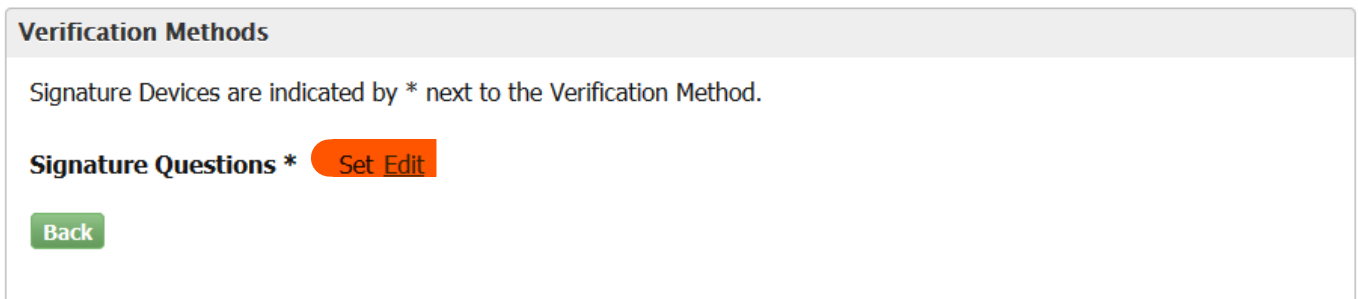
1. Log into CDX, <https://netdmr.epa.gov>
2. Go to tab My Profile



3. Click on Modify Verification Methods



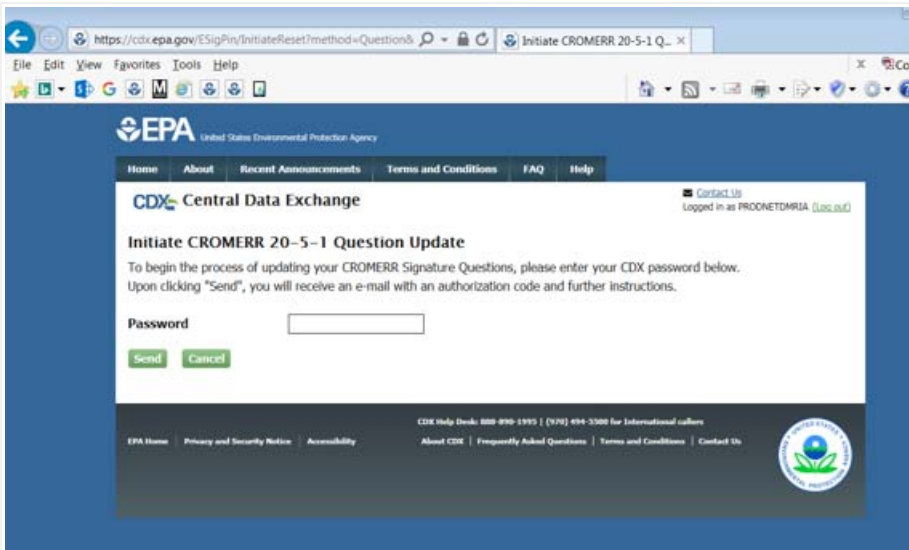
3. Click on Edit



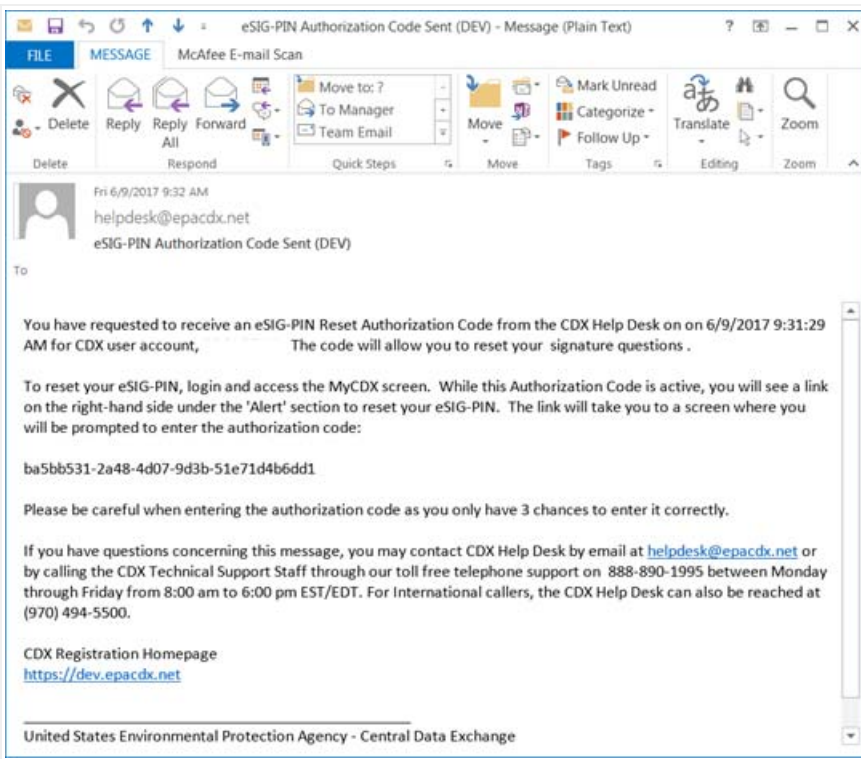
4. Enter Password

RELATED ARTICLES

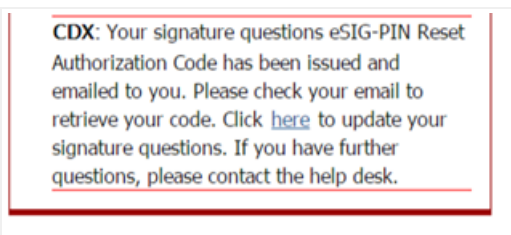
- [NetDMR Contacts: Regic States](#)
- [How to delete a NetDMF request and re-request a CRK Process – Signatory CDX Account](#)
- [Training Schedules](#)
- [EPA Region 1 NetDMR Information](#)

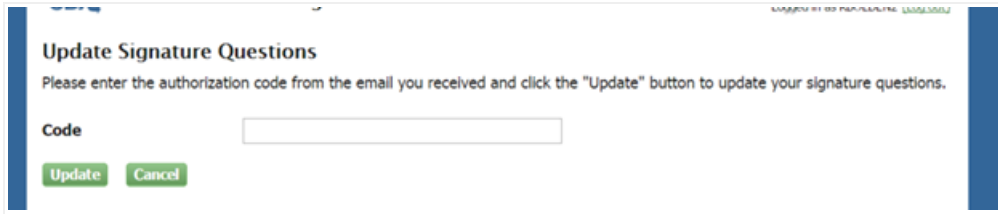


5. Check your email with an authorization code and further instructions.



6. Log into CDX web and then click on hyperlink within Alert box and enter the authorization code





Note: you can choose your previous answers for your security questions.

Was this article helpful?   0 out of 0 found this helpful

Have more questions? [Submit a request](#)

USEFUL LINKS:

- [Login to NetDMR Production](#)
- [Login to NetDMR Test](#)
- [ICIS Support](#)
- [NPDES Electronic Reporting Rule Site](#)
- [EPA NPDES Site](#)

CONTA

Click [HERE](#) to Request Online
Or, send an email to: [NPDES eR](#)
with any questions about I

Icons made by [Roundicons](#) and [Popcorns Arts](#) from [www.flaticon.com](#) are licensed by [CC 3.0 BY](#)